

Swivel Eyebolt Townley Long Shank



Product information

Grade 10 Swivel Eyebolt with long shank.

General:

- Multi-directional lifting point
- Adjusts to direction of pull
- Larger internal eye diameter
- Stamped with WLL F2

Material: Alloy

Temperature range: -10°C up to 100°C

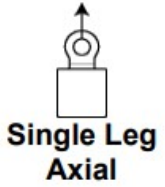
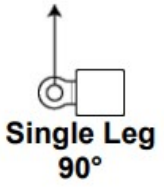
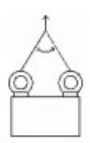
Finish: Powder Coated Green

Safety factor: 4:1

Grade: 10

| Part Code | WLL ton |
|--------------|---------|
| 4215TSEBLS08 | 1 |
| 4215TSEBLS10 | 1 |
| 4215TSEBLS12 | 2 |
| 4215TSEBLS16 | 4 |
| 4215TSEBLS20 | 6 |
| 4215TSEBLS24 | 8 |

Technical data

| WORKING LOAD LIMITS (WLL) in TONNES | | | | | | |
|--|-----------------------|--|---|---|------------|-------------|
| Imperial Nominal | Metric Nominal |  Single Leg Axial |  Single Leg 90° |  2, 3 or 4 legs Maximum included Angle | | |
| | | F1 | F2 | 60° | 90° | 120° |
| 5/16" | M08 | 1.0t | 0.3t | 0.53t | 0.42t | 0.30t |
| 3/8" | M10 | 1.0t | 0.4t | 0.69t | 0.56t | 0.40t |
| 1/2" | M12 | 2.0t | 0.75t | 1.3t | 1.0t | 0.75t |
| 5/8" | M16 | 4.0t | 1.5t | 2.6t | 2.1t | 1.5t |
| 3/4" | M20 | 6.0t | 2.3t | 4.0t | 3.2t | 2.3t |
| 7/8" | M22 | 7.0t | 2.3t | 4.0t | 3.2t | 2.3t |
| 1" | M24 | 8.0t | 3.2t | 5.5t | 4.5t | 3.2t |
| 1.1/8" | M27 | 8.0t | 3.2t | 5.5t | 4.5t | 3.2t |
| 1.1/4" | M30 | 12.0t | 4.5t | 7.8t | 6.3t | 4.5t |
| N/A | M33 | 12.0t | 4.5t | 7.8t | 6.3t | 4.5t |
| 1.1/2" | M36 | 16.0t | 7.0t | 12.1t | 9.8t | 7.0t |
| 1.3/4" | M42 | 24.0t | 9.0t | 15.6t | 12.6t | 9.0t |
| 2" | M48 | 32.0t | 12.0t | 20.8t | 16.8t | 12.0t |

Blueprint

